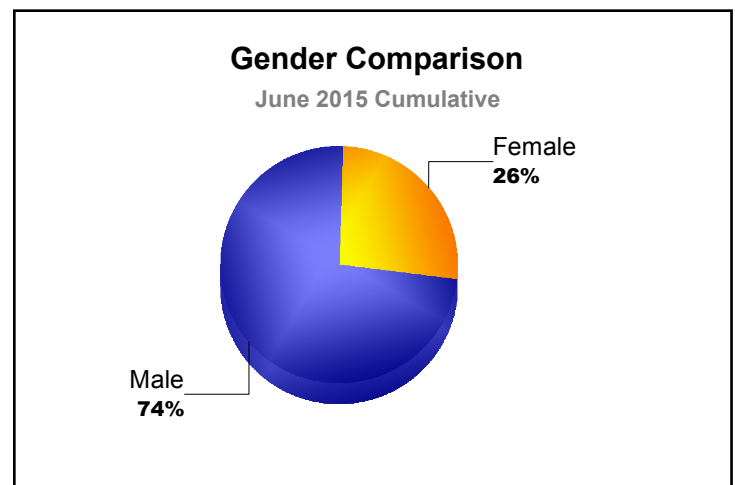
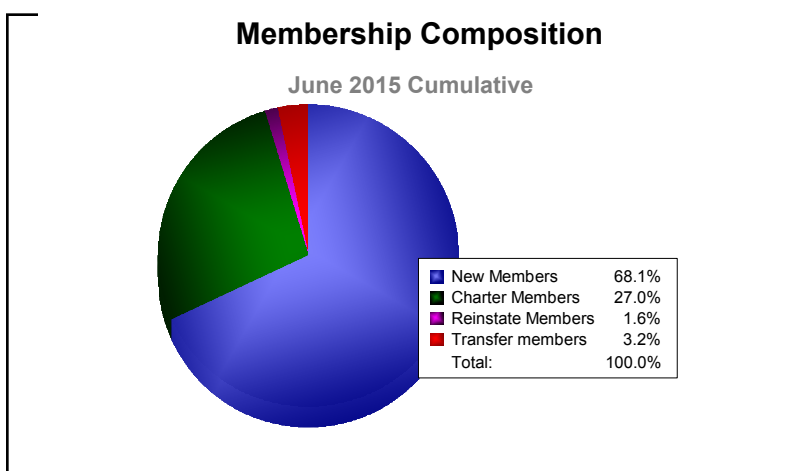
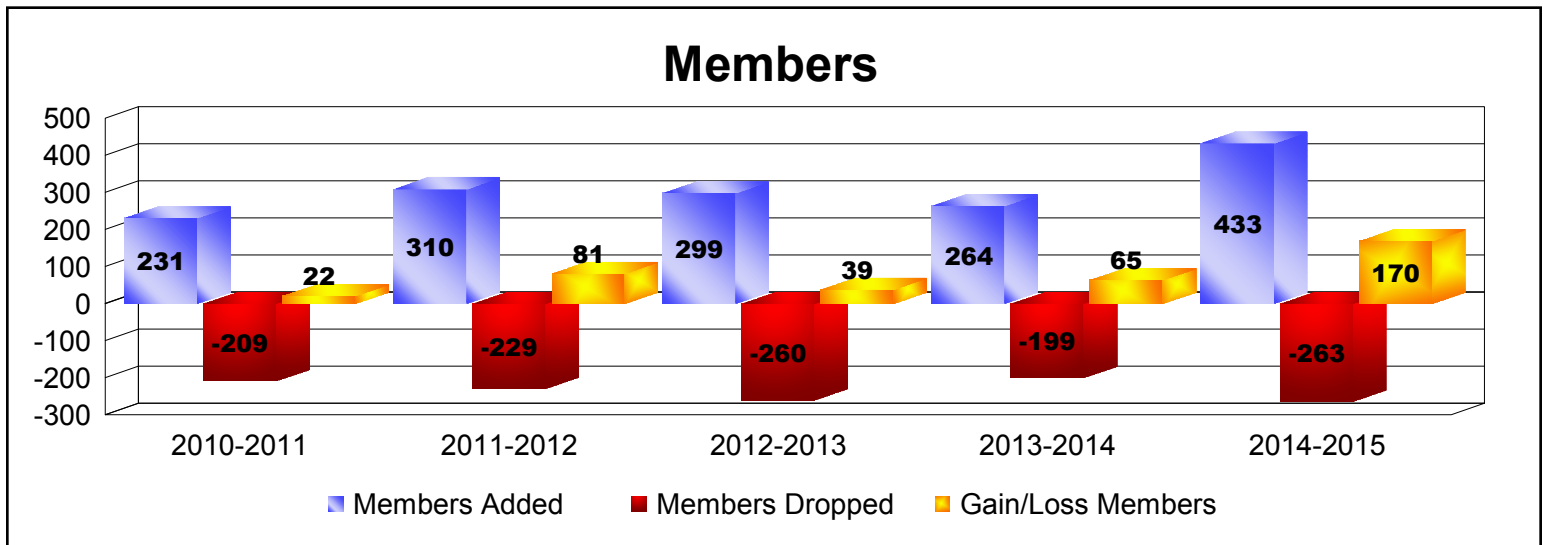
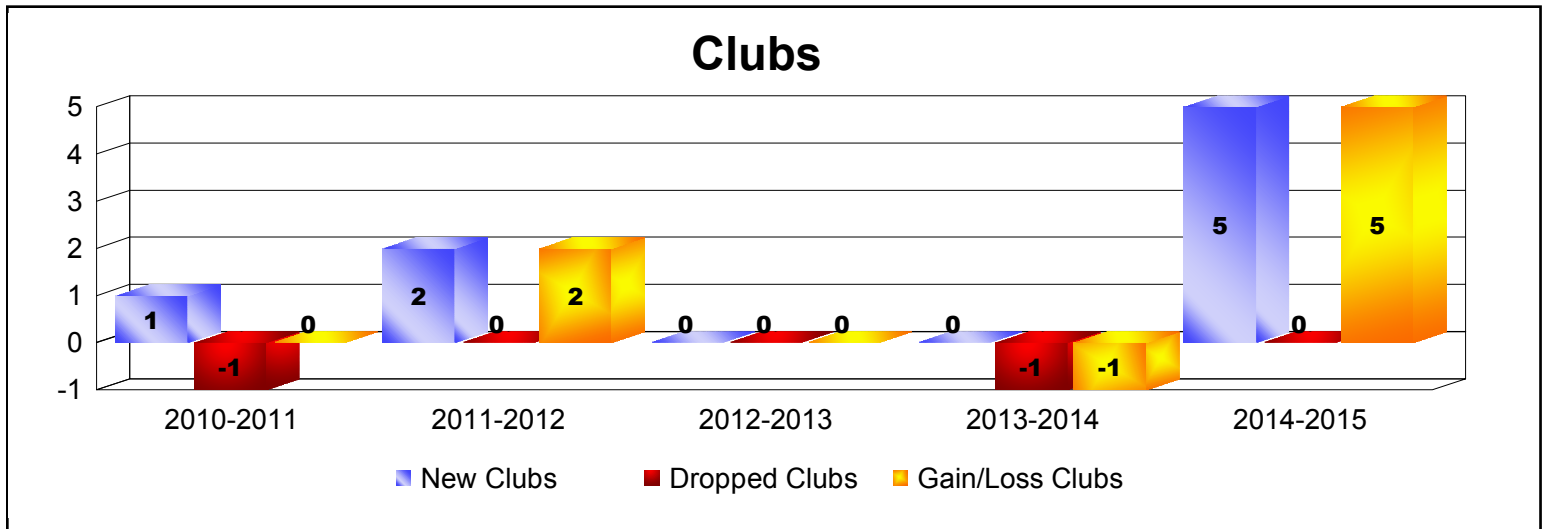


Year	New Clubs	Dropped Clubs	Gain/ Loss Clubs	New Members	Charter Members	Reinstate Members	Transfer Members	Total Member Added	Total Members Dropped	Gain/ Loss Members
2010-2011	1	-1	0	173	41	11	6	231	-209	22
2011-2012	2	0	2	217	77	14	2	310	-229	81
2012-2013	0	0	0	213	13	60	13	299	-260	39
2013-2014	0	-1	-1	240	4	4	16	264	-199	65
2014-2015	5	0	5	295	117	7	14	433	-263	170
Average	2	0	1	228	50	19	10	307	-232	75



Year	New Clubs	Dropped Clubs	Gain/ Loss Clubs	New Members	Charter Members	Reinstate Members	Transfer Members	Total Member Added	Total Members Dropped	Gain/ Loss Members
2010-2011	0	0	0	5	0	2	0	7	-13	-6
2011-2012	0	0	0	3	0	1	0	4	-2	2
2012-2013	0	0	0	1	0	0	0	1	0	1
2013-2014	0	0	0	6	0	0	0	6	-2	4
2014-2015	0	0	0	2	1	0	0	3	-2	1
Average	0	0	0	3	0	1	0	4	-4	0

